



Hydraulic SMART Power Unit
Snowplow machine management

X DRAULICS

SMART PU SP MACHINE MANAGEMENT



Snowplow is a removable equipment for Service Truck in Road Maintenance.

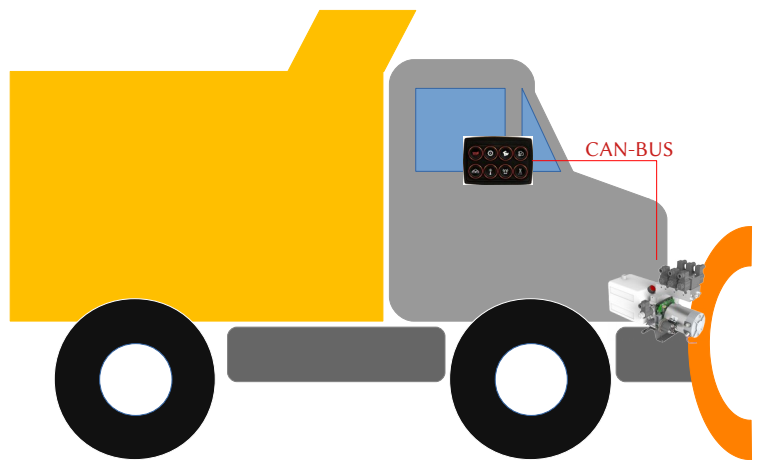
It consists of hydraulic and electrical system that can include:

- Frame
- Articulated Hydraulic Blade
- DC Hydraulic power pack with directional valves
- Cable Harness
- In-cabin control panel / joystick

Using our patented SMART POWER UNIT technology Hydronit offers a “one-stop-shop” solution for Snowplow.

The Solution consist pf:


- SMART POWER UNIT
 - Hydraulic power pack for all hydraulic movements
 - Embedded SIL 2 programmable PLC
 - Embedded Sensors (see data sheet)
 - WiFi – CAN – Ethernet port
- Control Panels
 - Wired Touchscreen or
 - Wired CAN-BUS Keyboard
- Optional:
 - Spreader control
 - Fleet Management*




Where allowed by legislation:

- Wireless Control through Android smartphone APP

One SMART POWER UNIT is able to fully manage a machine from both hydraulic and electric point of view. It allows a consistent reduction of the TCO of the machine reducing assembly time since several sensors are embedded. It Integrates a wide number of I/O which can direct-drive valves both on-off or proportional.

The Smart Power Unit is programmable by the manufacturers with 



SMART PU SP MACHINE MANAGEMENT

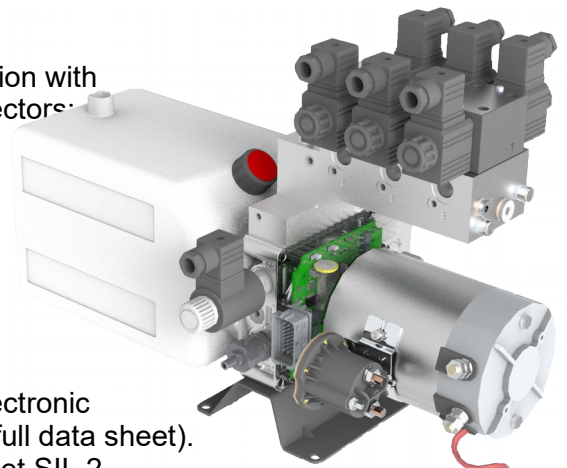


Snowplow are normally powered by a conventional DC Hydraulic power pack driven by a control panel located in the cabin. The connection is normally done trough a set multiway bulkhead connectors. Installation requires several hours of on-site work and uneasy modifications to the truck cabin.


In the vehicle cabin a control panel remotely controls the electromechanic system, which requires at least one wire for each function + other 3 wires for power. A fully equipped snowplow can have up to 20 poles cable, wich requires hard work to be driven from inside the cabin to the snowplow and also requires chassis modification and expansive multiway bulkhead connectors. Moreover, multipole connectors are bulky and expansive.

SPU manages all the snowplow functions through CAN-BUS connection with a CAN-BUS control panel using just 4 poles cable and 4 poles connectors:

- Minor chassis modification = less manufacturing costs
- Higher serviceability
- Lower cables and connectors cost
- Smaller Design
- Wireless Diagnostic features.



A Smart Power Unit is equipped with all the hydraulic, electric and electronic features required to fully manage a complete complex machine (see full data sheet). The electronic and mechanic architecture is developed in order to meet SIL 2 (safety integrity level) as per EN61508 for or PI c as per EN13849 The smart Power Unit is ready to operate 48VDC, with the related cable harness downsizing (and cost saving)

The smart power unit is programmable with 

In a Snowplow, one SMART PU can manage the complete machine, with the following features:

- drive the complete hydraulics thanks to electric motor, pump and embedded valves. The hydraulic scheme correspond with the strictly necessary circuit to lift and lower the vehicle and the vertical mast.
- The same electronic controller can manage propotional valves
- Detects load, thanks to embedded pressure sensor
- Detect actual temperature of the fluid (optional)
- Up to 12 embedded sensors/buttons for the machine operation, such as UP/DOWN and Emergency switches, end strokes proximity switches , machine ground pressure, battery status and so on.
- preventive maintenance and data logging (for future rental options)
- connection with a smartphone (for example machine control through app)

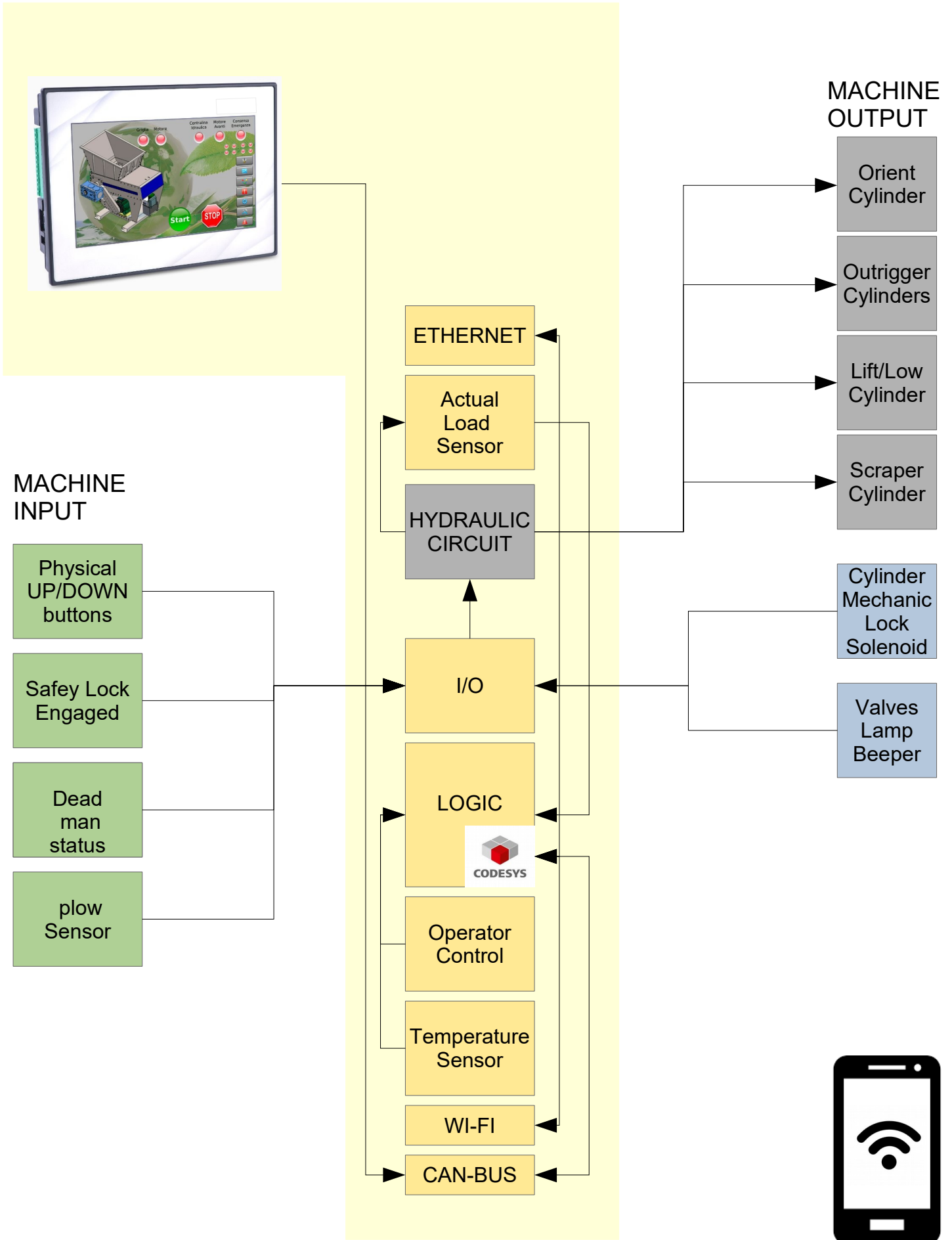


HMI:

The Smart-Power-Unit range can be completed by a touchscreen display which is connected to the PLC through a CANOPEN network. Our Touchscreens are programmable through a proprietary IDE based on QT which is open-source.



SMART PU SP BLOCK UNIT



This is an extract of the full document.
To get the full document, please contact our sales office:
sales@hydronit.com (English, French, Spanish)
export@hydronit.com (English, Russian, Polish, German)
vendite@hydronit.com (Italian)

IMPORTANT NOTE. All information contained in this catalogue is subject to change without notice. Images are not to scale. Hydronit Srl does not make any representations or warranties (implied or otherwise) regarding the accuracy and completeness of this document and shall in no event be liable for any loss of profit or any commercial damage, including but not limited to special, incidental, consequential or other damage. The terms and conditions of sale, downloadable from www.hydronit.com, including limitations of our liability, are applied to all products and services sold.



Hydronit Srl
via Pastrengo 62
20814 Varedo (MB), Italy

☎ : +39 0362 1841 210

+39 0232 0625 145

📞 : +39 0362 1841 214

@ : info@hydronit.com

www.minipowerpacks.com

www.hydronit.com



© Hydronit Srl - All rights reserved
Printed in Italy

Hydronit communicates with
paper from certified sources



MCH 2019-00/EN